

priewash

INTENDED USE : Cleaning of micro flow-through cell & cuvette of Biochemistry Analysers.

ORDERING INFORMATION :

Pack Size	Cat No.
4 X 50 ml	FCW 04 50
2 X 500 ml	FCW 02 500

APPLICATION : In order to get optimum results it is recommended to use ***priewash*** for cleaning of flow-through cells. This is to be followed during shut down procedure of Biochemistry Analyser and whenever necessary to clean the flow-through cells. This will remove any deposits such as proteinaceous material.

CONTENTS OF *priewash* PACK :

- 1) Daily *priewash* : (3 X 50 ml)
- 2) Weekly *priewash* : (1 X 50 ml)

INGREDIENTS :

Non Ionic surfactant, Wetting Agent.

STORAGE INSTRUCTIONS AND STABILITY:

priewash solution is to be stored at 15 to 35°C, protected from direct sunlight. It is stable till expiry date indicated on its label if stored as per its storage instructions. Do not Freeze.

WARNINGS AND PRECAUTIONS :

Take the necessary precautions for the use of laboratory reagents. Avoid contact with skin & eyes; thoroughly wash the affected area with plenty of water. Do not use mouth pipettes. Discard the solution in case it is found turbid, hazy or has any suspension.

WASTE MANAGEMENT :

Please refer to local regulation requirements.

SOLUTION PREPARATION :

The solution supplied is in ready to use format.

RECOMMENDED PROCEDURE - I : *Daily Wash*









- 1) Refer to the instructions for WASH of flow-through cell furnished in Operator's/User's Manual of respective Instrument.
- 2) Aspirate 2.0 ml of Distilled Water.
- 3) Aspirate 2.0 ml of Daily *priewash* solution.
- 4) Let the solution be in the flow-through cell for **5 minutes**.
- 5) Thoroughly flush flow-through cell three times with 5 ml of distilled water.

RECOMMENDED PROCEDURE - II : *Weekly Wash*

- 1) Refer to the instructions for WASH of flow-through cell furnished in Operator's/User's Manual of respective Instrument.
- 2) Aspirate 2.0 ml of Distilled Water.
- 3) Aspirate 2.0 ml of Weekly *priewash* solution.
- 4) Let the solution be in the flow-through cell for **20 minutes**.
- 5) Thoroughly flush flow-through cell three times with 5 ml of distilled water.

Always keep flow-through cell filled in with distilled water.

SYMBOLS USED ON THE LABELS:

	For in vitro diagnostic use		Store at
	Exp. Date		Lot No.
	Catalogue Number		Date of Manufacture
	Consult Instructions for use		Manufacturer's Address